

DNA-144


ALL-BLACK DESIGN


400W | 395W | 390W





Maximize Energy Production

High-efficiency, half-cut cell panel

 Advanced technology boosts power generation

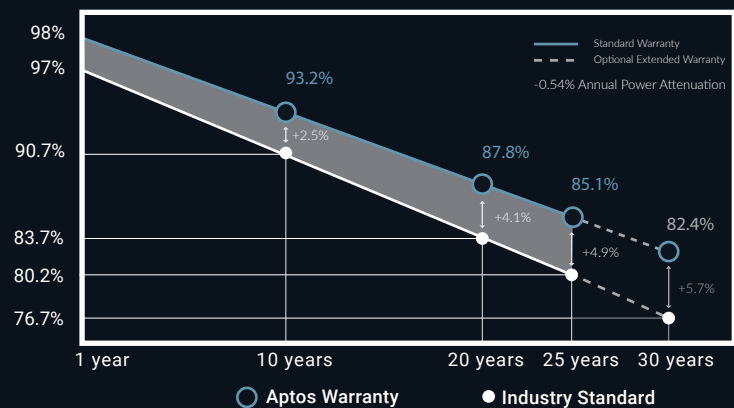
 Designed & engineered for extreme weather
5400 Pa snow load
5400 Pa (210 mph) wind load

 Ideal solution for applications affected by shading

 25 year extended product warranty*
30 year extended peak power warranty*

Our DNA Half-cut Cell Series impressively combines advanced technologies to maximize performance. Our patented DNA, Dual Nano Absorber, technology allows for the panel to operate at high efficiencies in high temperature environments.

Linear Peak Power Warranty




Factory Certifications



Product Certifications



*Aptos Solar Technology solar panels come with a standard 15 product warranty and 25 year peak power warranty. Customers must select optional warranty upgrade package to qualify extended 25 year product warranty and extended 30 year peak power warranty.



DNA-144

BLACK FRAME, BLACK BACK-
HIGH EFFICIENCY, HALF-CUT CELL PANEL



ELECTRICAL SPECIFICATIONS (+3%/-0%)

	DNA-144-MF23-390W	DNA-144-MF23-395W	DNA-144-MF23-400W
STCrated output P_{mpp} (W)	390	395	400
Module Efficiency	19.38%	19.63%	19.88%
Open Circuit Voltage V_{oc} (V)	48.18	48.37	48.55
Short Circuit Current I_{sc} (A)	10.48	10.56	10.64
Rated Voltage V_{mmp} (V)	40.37	40.55	40.77
Rated Current I_{mmp} (A)	9.66	9.74	9.81

Standard Test Conditions for front-face of panel:
1000 W/m², 25 °C, measurement uncertainty ≤3%


TEMPERATURE COEFFICIENTS

Temperature Coefficients P_{mpp}	-0.40%/°C
Temperature Coefficients I_{sc}	+0.046%/°C
Temperature Coefficients V_{oc}	-0.306%/°C
Normal Operating Cell Temperature (NOCT)	45°C

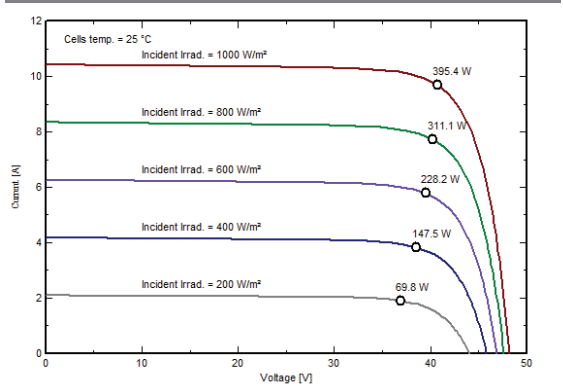
TEST OPERATING CONDITIONS

Maximum Series Fuse	20A
Maximum System Voltage	1,500 VDC (UL&IEC)
Maximum Load Capacity (Per UL1703)	Front Load: 5400 PA Snow load / 113 PSF / 2444 lbs. Rated Load Rear Load: 5400 PA Wind load / 113 PSF / 210 MPH Rated Load
Fire Performance Class	Class C/Type 1

MODULE DIMENSIONS



I-V CURVE



MECHANICAL PROPERTIES

Cell Type	Monocrystalline
Glass	Low Iron, Tempered
Frame	Anodized Aluminum Alloy
Junction Box	IP67
Dimension	2008 x 1002 x 40mm
Output Cable	4mm ² (EU)12AWG, 39.37in(1200mm)
Weight	50.7lbs.(23kg)
Cable Length	1200mm

PACKAGING CONFIGURATION

Number of Modules per Pallet	27
Number of Pallets per 40ft HQ Container	22
Pallet Dimensions (mm)	2050 X 1140 X 1140
Pallet weight (kg)	680
Container weight (kg)	14960

PRODUCT CERTIFICATIONS



3140 De La Cruz Blvd., Ste. 200
 Santa Clara, CA 95054
www.apptosolar.com | info@apptosolar.com

DNA-144-MF23-XXXW
 RESIDENTIAL | COMMERCIAL | UTILITY