

# Q.PEAK DUO L-G7.3

## 385-405

ENDURING HIGH PERFORMANCE



### Q.ANTUM TECHNOLOGY: LOW LEVELISED COST OF ELECTRICITY

Higher yield per surface area, lower BOS costs, higher power classes, and an efficiency rate of up to 20.3%.



### INNOVATIVE ALL-WEATHER TECHNOLOGY

Optimal yields, whatever the weather with excellent low-light and temperature behaviour.



### ENDURING HIGH PERFORMANCE

Long-term yield security with Anti LID Technology, Anti PID Technology<sup>1</sup>, Hot-Spot Protect and Traceable Quality Tra.Q™.



### EXTREME WEATHER RATING

High-tech aluminium alloy frame, certified for high snow (5400 Pa) and wind loads (2400 Pa).



### A RELIABLE INVESTMENT

Inclusive 12-year product warranty and 25-year linear performance warranty<sup>2</sup>.



### STATE OF THE ART MODULE TECHNOLOGY

Q.ANTUM DUO combines cutting edge cell separation and innovative wiring with Q.ANTUM Technology.

<sup>1</sup> APT test conditions according to IEC/TS 62804-1:2015, method B (-1500 V, 168h)

<sup>2</sup> See data sheet on rear for further information.

### THE IDEAL SOLUTION FOR:



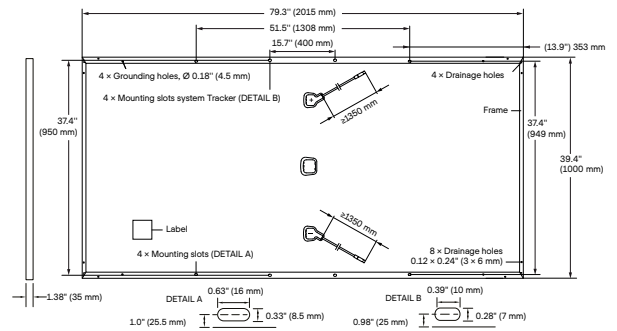
Rooftop arrays on commercial/industrial buildings



Ground-mounted solar power plants

## MECHANICAL SPECIFICATION

Format	79.3 in × 39.4 in × 1.38 in (including frame) (2015 mm × 1000 mm × 35 mm)
Weight	50.7 lbs (23 kg)
Front Cover	0.13 in (3.2 mm) thermally pre-stressed glass with anti-reflection technology
Back Cover	Composite film
Frame	Anodized aluminum
Cell	6 × 24 monocrystalline Q.ANTUM solar half cells
Junction Box	2.09-3.98 in × 1.26-2.36 in × 0.59-0.71 in (53-101 mm × 32-60 mm × 15-18 mm), IP67, with bypass diodes
Cable	4 mm <sup>2</sup> Solar cable; (+) ≥53.1 in (1350 mm), (-) ≥53.1 in (1350 mm)
Connector	Stäubli MC4-Evo2, Hanwha Q CELLS HQC4, Amphenol UTX, Renhe 05-8, JMTHY JM601A; Tongling Cable01S-F, IP68 or Friends PV2e; IP67

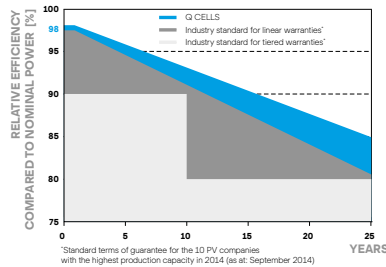


## ELECTRICAL CHARACTERISTICS

POWER CLASS		385	390	395	400	405	
MINIMUM PERFORMANCE AT STANDARD TEST CONDITIONS, STC <sup>1</sup> (POWER TOLERANCE +5 W / -0 W)							
Minimum	Power at MPP <sup>1</sup>	P <sub>MPP</sub> [W]	385	390	395	400	405
	Short Circuit Current <sup>1</sup>	I <sub>SC</sub> [A]	10.05	10.10	10.14	10.19	10.23
	Open Circuit Voltage <sup>1</sup>	V <sub>OC</sub> [V]	48.17	48.44	48.70	48.96	49.22
	Current at MPP	I <sub>MPP</sub> [A]	9.57	9.61	9.66	9.70	9.75
	Voltage at MPP	V <sub>MPP</sub> [V]	40.24	40.57	40.90	41.23	41.56
	Efficiency <sup>1</sup>	η [%]	≥19.1	≥19.4	≥19.6	≥19.9	≥20.1
MINIMUM PERFORMANCE AT NORMAL OPERATING CONDITIONS, NMOT <sup>2</sup>							
Minimum	Power at MPP	P <sub>MPP</sub> [W]	288.3	292.1	295.8	299.6	303.3
	Short Circuit Current	I <sub>SC</sub> [A]	8.10	8.14	8.17	8.21	8.24
	Open Circuit Voltage	V <sub>OC</sub> [V]	45.42	45.67	45.92	46.17	46.41
	Current at MPP	I <sub>MPP</sub> [A]	7.53	7.57	7.60	7.64	7.67
	Voltage at MPP	V <sub>MPP</sub> [V]	38.29	38.60	38.92	39.23	39.54

<sup>1</sup>Measurement tolerances P<sub>MPP</sub> ±3%; I<sub>SC</sub>; V<sub>OC</sub> ±5% at STC: 1000 W/m<sup>2</sup>, 25 ±2 °C, AM 1.5 according to IEC 60904-3 • 800 W/m<sup>2</sup>, NMOT, spectrum AM 1.5

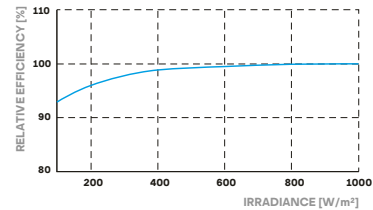
### Q CELLS PERFORMANCE WARRANTY



At least 98% of nominal power during first year. Thereafter max. 0.54% degradation per year. At least 93.1% of nominal power up to 10 years. At least 85% of nominal power up to 25 years.

All data within measurement tolerances. Full warranties in accordance with the warranty terms of the Q CELLS sales organisation of your respective country.

### PERFORMANCE AT LOW IRRADIANCE



Typical module performance under low irradiance conditions in comparison to STC conditions (25 °C, 1000 W/m<sup>2</sup>)

### TEMPERATURE COEFFICIENTS

Temperature Coefficient of I <sub>SC</sub>	α [%/K]	+0.04	Temperature Coefficient of V <sub>OC</sub>	β [%/K]	-0.27
Temperature Coefficient of P <sub>MPP</sub>	γ [%/K]	-0.35	Normal Module Operating Temperature	NMOT [°F]	109 ± 5.4 (43 ± 3 °C)

## PROPERTIES FOR SYSTEM DESIGN

Maximum System Voltage V <sub>sys</sub>	[V]	1500 (IEC)/1500 (UL)	Safety Class	II
Maximum Series Fuse Rating	[A DC]	20	Fire Rating based on ANSI / UL 1703	C (IEC) / TYPE 1 (UL)
Max. Design Load, Push / Pull <sup>3</sup>	[lbs / ft <sup>2</sup> ]	75 (3600 Pa) / 33 (1600 Pa)	Permitted Module Temperature on Continuous Duty	-40 °F up to +185 °F (-40 °C up to +85 °C)
Max. Test Load, Push / Pull <sup>3</sup>	[lbs / ft <sup>2</sup> ]	113 (5400 Pa) / 50 (2400 Pa)		

<sup>3</sup> See Installation Manual

## QUALIFICATIONS AND CERTIFICATES

UL 1703, CE-compliant, IEC 61215:2016, IEC 61730:2016, Application Class II, U.S. Patent No. 9,893,215 (solar cells)



## PACKAGING INFORMATION

Number of Modules per Pallet	29
Number of Pallets per 53' Trailer	27
Number of Pallets per 40' HC-Container	22
Pallet Dimensions (L × W × H)	81.9 × 45.3 × 46.9 in (2080 × 1150 × 1190 mm)
Pallet Weight	1606 lbs (727 kg)

**Note:** Installation instructions must be followed. See the installation and operating manual or contact our technical service department for further information on approved installation and use of this product.

Hanwha Q CELLS America Inc.

400 Spectrum Center Drive, Suite 1400, Irvine, CA 92618, USA | TEL +1 949 748 59 96 | EMAIL inquiry@us.q-cells.com | WEB www.q-cells.us