

VSUN370-120M-BB

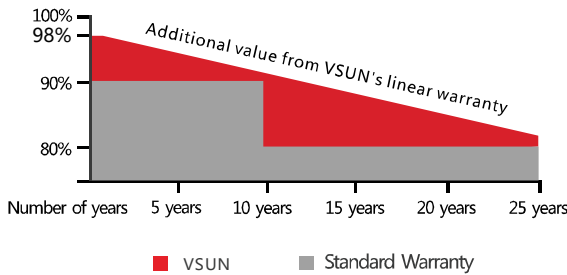
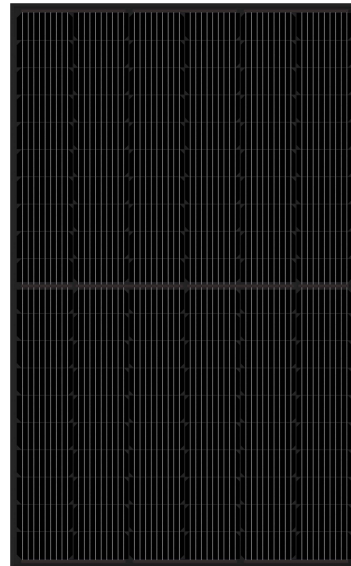
370W
Highest power output

VSUN370-120M-BB VSUN365-120M-BB VSUN360-120M-BB
VSUN355-120M-BB VSUN350-120M-BB

20.04%
Module efficiency

12years
Material & Workmanship warranty

25years
Linear power output warranty



Munich RE

PERC Cell Technology

Higher output power

Lower risk of micro-crack

Positive tolerance offer

Lower risk of hot spot

Better shading tolerance

Certified for salt/ammonia corrosion resistance

Load certificates: wind to 2400Pa and snow to 5400Pa

Beautiful appearance with black frame and black backsheet

VSUN, a BNEF Tier-1 PV module manufacturer invested by Fuji Solar, has been committed to providing greener, cleaner and more intelligent renewable energy solutions. VSUN is dedicated to bringing reliable, customized and high-efficient products into various markets and customers worldwide

Electrical Characteristics at Standard Test Conditions(STC)

Module Type	VSUN370-120M-BB	VSUN365-120M-BB	VSUN360-120M-BB	VSUN355-120M-BB	VSUN350-120M-BB
Maximum Power - Pmax (W)	370	365	360	355	350
Open Circuit Voltage - Voc (V)	40.9	40.7	40.5	40.3	40.1
Short Circuit Current - Isc (A)	11.52	11.43	11.35	11.26	11.19
Maximum Power Voltage - Vmpp (V)	34.4	34.2	34	33.8	33.6
Maximum Power Current - Imp (A)	10.76	10.68	10.59	10.51	10.42
Module Efficiency	20.04%	19.77%	19.50%	19.22%	18.95%

Standard Test Conditions (STC): irradiance 1,000 W/m²; AM 1.5; Cell temperature 25°C. Pmax Sorting : 0~5W. Measuring Tolerance: ±3%.

Remark: Electrical data do not refer to a single module and they are not part of the offer. They only serve for comparison among different module types.

Electrical Characteristics at Normal Operating Cell Temperature(NOCT)

Module Type	VSUN370-120M-BB	VSUN365-120M-BB	VSUN360-120M-BB	VSUN355-120M-BB	VSUN350-120M-BB
Maximum Power - Pmax (W)	275.4	271.7	268	264.4	260.6
Open Circuit Voltage - Voc (V)	38.1	37.9	37.7	37.5	37.3
Short Circuit Current - Isc (A)	9.3	9.23	9.17	9.09	9.02
Maximum Power Voltage - Vmpp (V)	31.6	31.4	31.2	31	30.8
Maximum Power Current - Imp (A)	8.73	8.66	8.59	8.53	8.46

Normal Operating Cell Temperature(NOCT) : irradiance 800W/m²; wind speed 1 m/s, ambient temperature 20°C. Measuring Tolerance: ±3%.

Temperature Characteristics

NOCT	45°C (±2°C)
Voltage Temperature Coefficient	-0.27%/°C
Current Temperature Coefficient	+0.048%/°C
Power Temperature Coefficient	-0.35%/°C

Maximum Ratings

Maximum System Voltage [V]	1000
Series Fuse Rating [A]	20

Material Characteristics

Dimensions	1762×1048×30mm (L×W×H)
Weight	19.4kg
Frame	Black anodized aluminum profile
Front Glass	White toughened safety glass, 3.2 mm
Cell Encapsulation	EVA (Ethylene-Vinyl-Acetate)
Back Sheet	Composite film
Cells	12×10 pieces monocrystalline solar cells series strings
Junction Box	IP68, 3 diodes
Cable&Connector	Potrait: 500 mm (cable length can be customized) , 1×4 mm ² , compatible with MC4

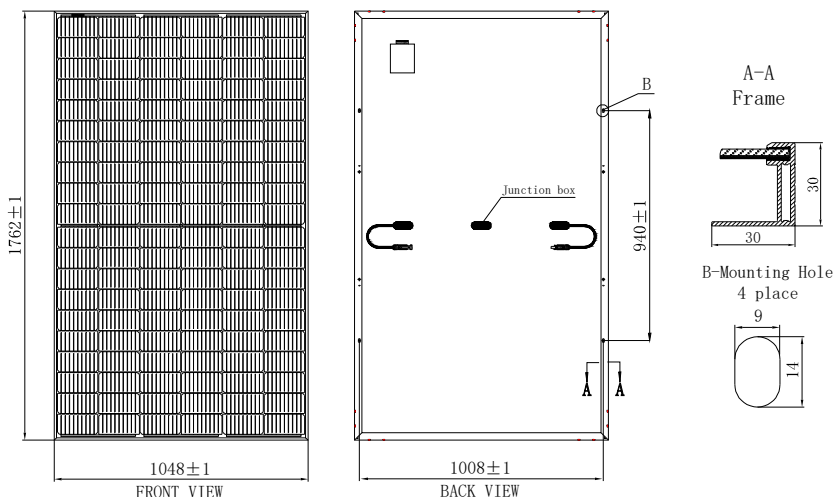
Packaging

Dimensions(L×W×H)	1800×1125×1181mm	Temperature Range	-40 °C to + 85 °C
Container 20'	216	Withstanding Hail	Maximum diameter of 25 mm with impact speed of 23 m/s
Container 40'	468		
Container 40'HC	988	Maximum Surface Load	5,400 Pa
		Application class	class A

System Design

Dimensions

Note :mm



IV-Curves

