


# TSM-PA05 TSM-PA05.08

## THE UNIVERSAL MODULE



**60 CELL**  
MULTICRYSTALLINE MODULE

**240-255W**  
POWER OUTPUT RANGE

**15.6%**  
MAXIMUM EFFICIENCY

**0~+3%**  
POWER OUTPUT GUARANTEE

As a leading global manufacturer of next generation photovoltaic products, we believe close cooperation with our partners is critical to success. With local presence around the globe, Trina is able to provide exceptional service to each customer in each market and supplement our innovative, reliable products with the backing of Trina as a strong, bankable partner. We are committed to building strategic, mutually beneficial collaboration with installers, developers, distributors and other partners as the backbone of our shared success in driving Smart Energy Together.

Trina Solar Limited  
[www.trinasolar.com](http://www.trinasolar.com)



### Our most versatile product

- Compatible with all major BOS components and system designs



### One of the industry's most trusted modules

- Over 2 GW sold across all major global markets
- Field proven performance



### Highly reliable due to stringent quality control

- Over 30 in-house tests (UV, TC, HF, and many more)
- In-house testing goes well beyond certification requirements

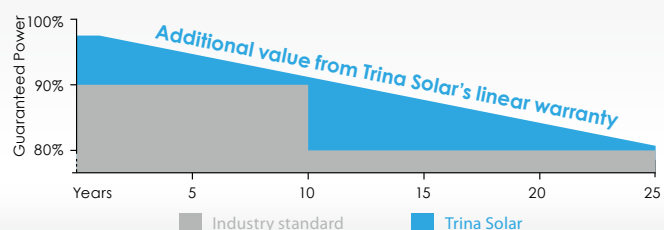


### Certified to withstand challenging environmental conditions

- 130 km/hr wind load (2400 Pa)
- 900 kg snow load per module (5400 Pa)

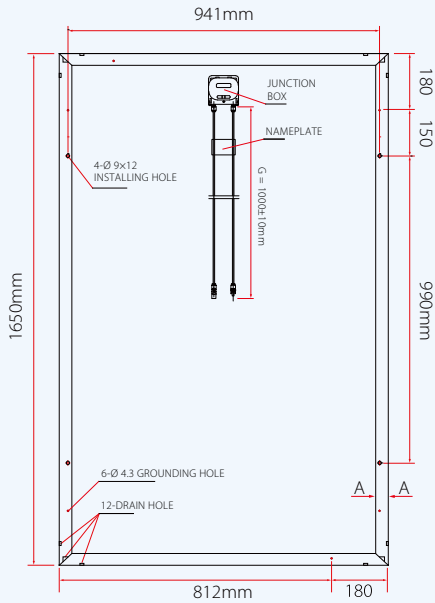
## LINEAR PERFORMANCE WARRANTY

10 Year Product Warranty • 25 Year Linear Power Warranty

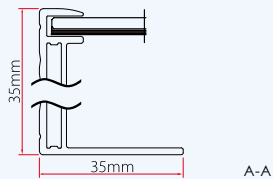


# TSM-PA05 THE UNIVERSAL MODULE

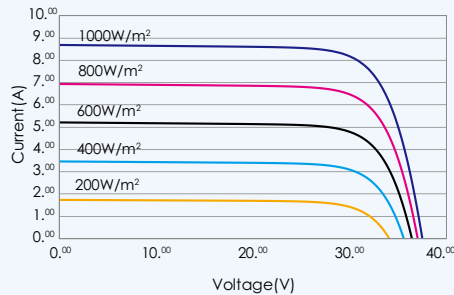
## DIMENSIONS OF PV MODULE TSM-PA05



Back View



## I-V CURVES OF PV MODULE TSM-245 PA05



ELECTRICAL DATA @ STC	TSM-240 PA05	TSM-245 PA05	TSM-250 PA05	TSM-255 PA05
Peak Power Watts- $P_{MAX}$ (Wp)	235	240	245	250
Power Output Tolerance- $P_{MAX}$ (%)	0/+3	0/+3	0/+3	0/+3
Maximum Power Voltage- $V_{MP}$ (V)	29.3	29.7	30.2	30.3
Maximum Power Current- $I_{MPP}$ (A)	8.03	8.10	8.13	8.27
Open Circuit Voltage- $V_{OC}$ (V)	37.2	37.3	37.5	37.6
Short Circuit Current- $I_{sc}$ (A)	8.55	8.62	8.68	8.85
Module Efficiency $\eta_m$ (%)	14.4	14.7	15.0	15.3

STC: Irradiance 1000 W/m<sup>2</sup>, Cell Temperature 25°C, Air Mass AM1.5 according to EN 60904-3. Average efficiency reduction of 4.5% at 200 W/m<sup>2</sup> according to EN 60904-1.

ELECTRICAL DATA @ NOCT	TSM-235 PA05	TSM-240 PA05	TSM-245 PA05	TSM-250 PA05
Maximum Power- $P_{MAX}$ (Wp)	171	174	178	181
Maximum Power Voltage- $V_{MP}$ (V)	26.4	26.6	26.8	27.0
Maximum Power Current- $I_{MPP}$ (A)	6.48	6.55	6.64	6.70
Open Circuit Voltage (V)- $V_{OC}$ (V)	34.0	34.1	34.2	34.3
Short Circuit Current (A)- $I_{sc}$ (A)	6.97	7.04	7.10	7.25

NOCT: Irradiance at 800 W/m<sup>2</sup>, Ambient Temperature 20°C, Wind Speed 1 m/s.

## MECHANICAL DATA

Solar cells	Multicrystalline 156 × 156 mm (6 inches)
Cell orientation	60 cells (6 × 10)
Module dimensions	1650 × 992 × 35mm (64.95 × 39.05 × 1.37 inches)
Weight	18.6 kg (41.0 lbs)
Glass	High transparency solar glass 3.2 mm (0.13 inches)
Backsheet	White
Frame	Silver Anodized Aluminium Alloy (PA05); Black (PA05.08)
J-Box	IP 65 or IP 67 rated
Cables	Photovoltaic Technology cable 4.0 mm <sup>2</sup> (0.006 inches <sup>2</sup> ), 1000 mm (39.4 inches)
Connector	Original MC4

## TEMPERATURE RATINGS

Nominal Operating Cell Temperature (NOCT)	45°C (±2°C)
Temperature Coefficient of $P_{MAX}$	-0.43%/°C
Temperature Coefficient of $V_{OC}$	-0.32%/°C
Temperature Coefficient of $I_{sc}$	0.047%/°C

## MAXIMUM RATINGS

Operational Temperature	-40~+85°C
Maximum System Voltage	1000V DC (IEC)/600V DC (UL)
Max Series Fuse Rating	15A

## WARRANTY

10 year Product Workmanship Warranty

25 year Linear Power Warranty

(Please refer to product warranty for details)

## PACKAGING CONFIGURATION

Modules per box: 29 pieces

Modules per 40' container: 812 pieces

## CERTIFICATION

