


Mono

450W MBB Bifacial Mono PERC Half-cell Double Glass Module JAM78D10 430-450/MB Series

Introduction

Assembled with MBB bifacial PERCium cells and half-cell configuration, these double glass modules have the capability of converting the incident light from the rear side together with the front side into electricity, providing higher output power, lower temperature coefficient, less shading loss, as well as enhanced tolerance for mechanical loading.



Higher output power



More reliable, more stable power generation



Less shading effect

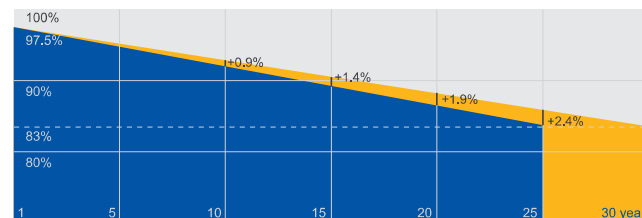


Lower temperature coefficient

Superior Warranty

- 12-year product warranty
- 30-year linear power output warranty

0.5% Annual Degradation Over 30 years



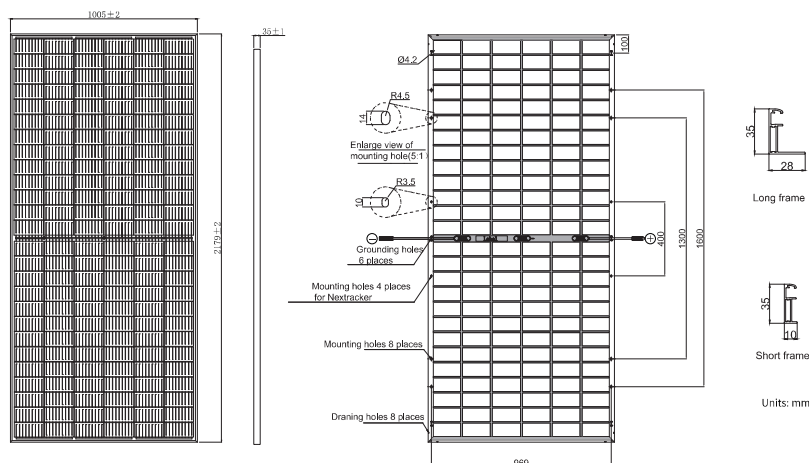
■ Additional Value From 30-Year Warranty ■ JA Standard

Comprehensive Certificates

- IEC 61215, IEC 61730, UL 61215, UL 61730
- ISO 9001: 2015 Quality management systems
- ISO 14001: 2015 Environmental management systems
- ISO 45001: 2018 Occupational health and safety management systems
- IEC TS 62941: 2016 Terrestrial photovoltaic (PV) modules – Guidelines for increased confidence in PV module design qualification and type approval



MECHANICAL DIAGRAMS



Remark: customized frame color and cable length available upon request

SPECIFICATIONS

Cell	Mono
Weight	27.1kg±3%
Dimensions	2179±2mm×1005±2mm×35±1mm
Cable Cross Section Size	4mm ² (12AWG)
No. of cells	156 (6×26)
Junction Box	IP68, 3 diodes
Connector	QC 4.10-35
Cable Length (Including Connector)	Portrait:300mm(+)/400mm(-); Landscape:1200mm(+)/1200mm(-)
Front Glass/Back Glass	2.0mm/2.0mm
Packaging Configuration	31 Per Pallet

ELECTRICAL PARAMETERS AT STC

TYPE	JAM78D10 -430/MB	JAM78D10 -435/MB	JAM78D10 -440/MB	JAM78D10 -445/MB	JAM78D10 -450/MB
Rated Maximum Power(Pmax) [W]	430	435	440	445	450
Open Circuit Voltage(Voc) [V]	52.46	52.74	53.01	53.29	53.58
Maximum Power Voltage(Vmp) [V]	43.93	44.31	44.68	44.96	45.28
Short Circuit Current(Isc) [A]	10.28	10.32	10.37	10.42	10.46
Maximum Power Current(Imp) [A]	9.79	9.82	9.85	9.90	9.94
Module Efficiency [%]	19.6	19.9	20.1	20.3	20.5
Power Tolerance	0~+5W				
Temperature Coefficient of Isc(α _{Isc})	+0.044%/°C				
Temperature Coefficient of Voc(β _{Voc})	-0.272%/°C				
Temperature Coefficient of Pmax(γ _{Pmp})	-0.354%/°C				
STC	Irradiance 1000W/m ² , cell temperature 25°C, AM1.5G				

Remark: Electrical data in this catalog do not refer to a single module and they are not part of the offer.They only serve for comparison among different module types.

ELECTRICAL CHARACTERISTICS WITH DIFFERENT REAR SIDE POWER GAIN(REFRECE TO 435W FRONT)

	5%	10%	15%	20%	25%
Backside Power Gain	5%	10%	15%	20%	25%
Rated Max Power(Pmax) [W]	457	479	500	522	544
Open Circuit Voltage(Voc) [V]	53.60	53.60	53.60	53.70	53.70
Max Power Voltage(Vmp) [V]	44.35	44.35	44.35	44.45	44.45
Short Circuit Current(Isc) [A]	10.82	11.33	11.85	12.36	12.88
Max Power Current(Imp) [A]	10.30	10.79	11.28	11.74	12.23

OPERATING CONDITIONS

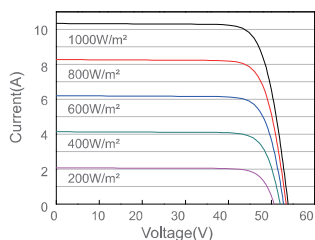
Maximum System Voltage	1500V DC(UL)
Operating Temperature	-40°C~+85°C
Maximum Series Fuse	20A
Maximum Static Load,Front*	5400Pa(112 lb/ft ²)
Maximum Static Load,Back*	2400Pa(50 lb/ft ²)
NOCT	45±2°C
Bifaciality**	70%±10%
Fire Performance	Type 29

*For NexTracker installations, Maximum Static Load,Front is 1800Pa while Maximum Static Load,Back is 1800Pa.

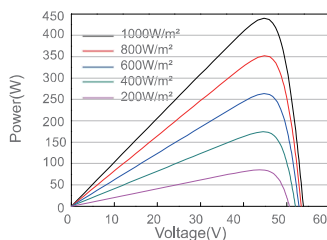
**Bifaciality=Pmax,rear/Rated Pmax,front

CHARACTERISTICS

Current-Voltage Curve JAM78D10-440/MB



Power-Voltage Curve JAM78D10-440/MB



Current-Voltage Curve JAM78D10-440/MB

