

# 395-415w

## Twinplus Module Series

HIGH EFFICIENCY MONO-PERC M6-10B-B

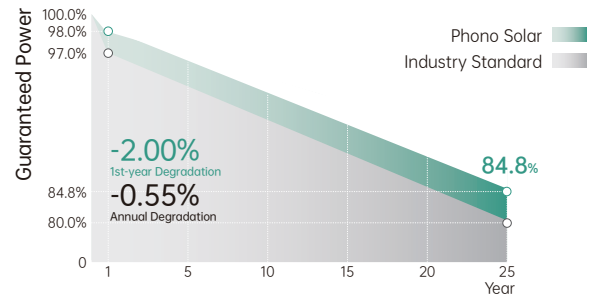
**Bloomberg**  
NEW ENERGY FINANCE

**Tier1**



### Outstanding Product Performance

- Competitive high-temperature performance with ameliorated temperature coefficient
- Minimized power loss in cell connection
- Better performance under shading effect
- Decreased nominal operating cell temperature to  $45 \pm 2^\circ\text{C}$
- Higher power generation with multi-busbar and half-cut technology



**12-year**  
Product Warranty

**25-year**  
Linear Performance Warranty

### Trustworthy Quality And Reliability

- Guaranteed 0~+5W positive tolerance secures reliable power output
- 5400Pa maximum snow load, 2400Pa maximum wind load
- Optimized electrical design lowers hot spot risk and operating current

### PID Resistant

- Industry-leading cell processing technology and electrical design ensure solid PID resistance

### MANAGEMENT SYSTEM CERTIFICATES

IEC 61215, IEC 61730, UL 61730

ISO 9001  
2015 / Quality management system

ISO 14001  
2015 / Standards for environmental management system

ISO 45001  
2018 / International standards for occupational health & safety



## Electrical Typical Values

Model	1000V		PS395M6-18/VHB		PS400M6-18/VHB		PS405M6-18/VHB		PS410M6-18/VHB		PS415M6-18/VHB	
	1500V		PS395M6H-18/VHB		PS400M6H-18/VHB		PS405M6H-18/VHB		PS410M6H-18/VHB		PS415M6H-18/VHB	
Testing Condition	STC	NOCT	STC	NOCT	STC	NOCT	STC	NOCT	STC	NOCT	STC	NOCT
Rated Power (Pmpp)	395	294	400	298	405	301	410	305	415	309		
Rated Current (Imp)	12.88	10.41	12.97	10.48	13.06	10.55	13.15	10.63	13.24	10.70		
Rated Voltage (Vmpp)	30.67	28.24	30.85	28.40	31.02	28.55	31.18	28.71	31.35	28.86		
Short Circuit Current (Isc)	13.42	10.84	13.52	10.92	13.62	11.00	13.72	11.09	13.82	11.17		
Open Circuit Voltage (Voc)	36.67	34.62	36.87	34.81	37.05	34.98	37.23	35.15	37.42	35.32		
Module Efficiency (%)	20.23		20.48		20.74		21.00		21.25			

STC(Standard Testing Conditions): Irradiance 1000W/m<sup>2</sup>, AM 1.5, Cell Temperature 25°C

NOCT (Nominal Operation Cell Temperature): Irradiance 800W/m<sup>2</sup>, Ambient Temperature 20°C, Spectra at AM1.5, Wind at 1m/s

## Mechanical Characteristics

Cell Type	Monocrystalline 182mm x 91mm
Dimension (L × W × H)	Length: 1722mm (67.80 inch)
	Width: 1134mm (44.65 inch)
	Height: 30mm (1.18 inch)
Weight	22.0kg (45.80 lbs)
Glass	3.2mm toughened glass
Frame	Anodized Aluminium Alloy
Cable (Including Connector)	4mm <sup>2</sup> (IEC), (+): 1100mm,(-): 1100mm or Customized Length
Junction Box	IP 68 Rated
Connector	MC4 original

## Temperature Ratings

Voltage Temperature Coefficient	-0.28%/°C
Current Temperature Coefficient	+0.05%/°C
Power Temperature Coefficient	-0.35%/°C
Tolerance	0~+5w
NOCT	45±2°C

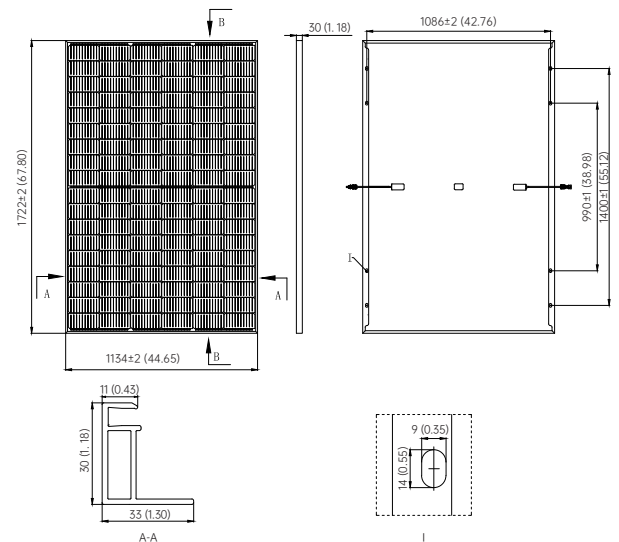
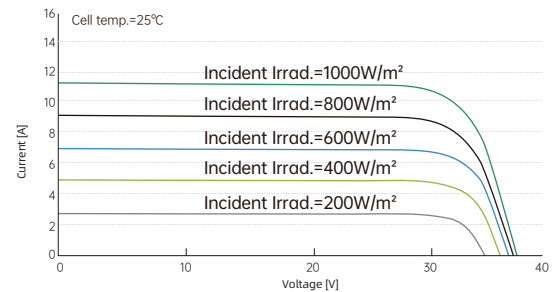
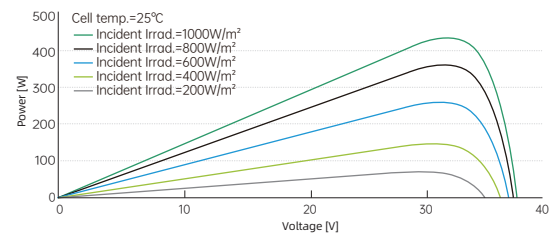
## Absolute Maximum Rating

Operating Temperature	From -40 to + 85°C
Hail Diameter @ 80km/h	Up to 25mm
Front Side Maximum Static Loading	5400Pa
Rear Side Maximum Static Loading	2400Pa
Maximum Series Fuse Rating	25A
PV Module Classification	II
Module Fire Performance (UL61730)	Type 1
Maximum System Voltage	DC 1000V/1500V

## Packing Configuration

Container	20' GP	40' HQ
Pieces/Container	216	936

## Electrical Characteristics



Note:mm (inch)



PHONO SOLAR TECHNOLOGY CO., LTD. reserves the right to make necessary adjustments to the information described herein at any time without further notice. The specifications and certificates contained in this datasheet may deviate slightly from our actual products due to the on-going innovation and product enhancement. Please be sure to use the most recent version of data.