


# LG NeON<sup>®</sup> 2 BiFacial



LG400N2T-A5

72



## 400W

The LG NeON<sup>®</sup> 2 BiFacial is designed to absorb irradiance not only from the front but also the rear of its NeON<sup>®</sup> cell by using a transparent back sheet. The dual faces of the cell allows for higher energy generation.



## Feature



### BiFacial Performance Warranty

LG NeON<sup>®</sup> 2 BiFacial provides performance warranty not only front output but also rear-side output



### Bifacial Energy Yield

LG NeON<sup>®</sup> 2 BiFacial modules use highly efficient bifacial solar cell, "NeON" applied Cello technology. Through the Cello technology, LG NeON<sup>®</sup> 2 BiFacial can achieve up to 30% more energy than standard PV module.



### Better Performance on Sunny Day

LG NeON<sup>®</sup> 2 BiFacial now performs better on sunny days, thanks to its improved temperature coefficient.



### More Generation on a Cloudy Day

LG NeON<sup>®</sup> 2 BiFacial gives good performance even on a cloudy day due to its low energy reduction in weak sunlight.



### BOS (Balance Of System) Saving

LG NeON<sup>®</sup> 2 BiFacial can reduce the total number of strings due to its high module efficiency resulting in a more cost effective and efficient solar power system.

## About LG Electronics

LG Electronics is a global big player, committed to expanding its operations with the solar market. The company first embarked on a solar energy source research program in 1985, supported by LG Group's vast experience in the semi-conductor, LCD, chemistry and materials industries. In 2010, LG Solar successfully released its first MonoX<sup>®</sup> series to the market, which is now available in 32 countries. The NeON<sup>®</sup> (previous MonoX<sup>®</sup> NeON), NeON<sup>®</sup>2, NeON<sup>®</sup>2 BiFacial won the "Intersolar AWARD" in 2013, 2015 and 2016, which demonstrates LG Solar's lead, innovation and commitment to the industry.



# LG NeON<sup>®</sup>2 BiFacial

## LG400N2T-A5

### Electrical Properties (STC\*)

	[Unit]	LG400N2T - A5	Bifacial Gain**			
			5%	10%	20%	30%
Maximum Power (Pmax)	[W]	400	420	440	480	520
MPP Voltage (Vmpp)	[V]	41.5	41.5	41.5	41.6	41.6
MPP Current (Impp)	[A]	9.65	10.13	10.61	11.55	12.51
Open Circuit Voltage (Voc)	[V]	49.7	49.7	49.7	49.8	49.8
Short Circuit Current (Isc)	[A]	10.22	10.73	11.24	12.26	13.29
Module Efficiency	[%]	18.9	19.9	20.8	22.7	24.6
Operating Temperature	[°C]	-40 ~ +90				
Maximum System Voltage	[V]	1,500(UL) / 1,000(IEC)				
Maximum Series Fuse Rating	[A]	20				
Pmax Bifaciality Coefficient***	[%]	76				
Power Tolerance	[%]	0 ~ +3				

The nameplate power output is measured and determined by LG Electronics at its sole and absolute discretion.

\* STC (Standard Test Condition): Irradiance 1,000 W/m<sup>2</sup>, cell temperature 25 °C, AM 1.5 (Measurement Tolerance : ±3%, Electrical Parameter Tolerance : ±5%)  
 \*\* Bifacial Gain: The additional gain from the back side compared to the power of the front side at the standard test condition. It depends on installation condition.  
 \*\*\* Pmax Bifaciality Coefficient 25years warranty based on front output warranty, tolerance ±7%

### Mechanical Properties

Cells	6 x 12
Cell Type	Monocrystalline / N-type
Cell Dimensions	161.7 x 161.7 mm / 6 inches
# of Busbar	12 (Multi Wire Busbar)
Dimensions (L x W x H)	2,064 x 1,024 x 40 mm
	81.26 x 40.31 x 1.57 in
Front Load	5,400 Pa / 113 psf*
Rear Load	4,300 Pa / 90 psf*
Weight	22.0 kg / 48.72 lb
Connector Type	MC4 (MC), PV-JM601A (JMTHY)
Junction Box	IP68 with 3 Bypass Diodes
Cables	1,200 mm x 2 ea / 47.24 in x 2 ea
Glass	High Transmission Tempered Glass
Frame	Anodized Aluminium

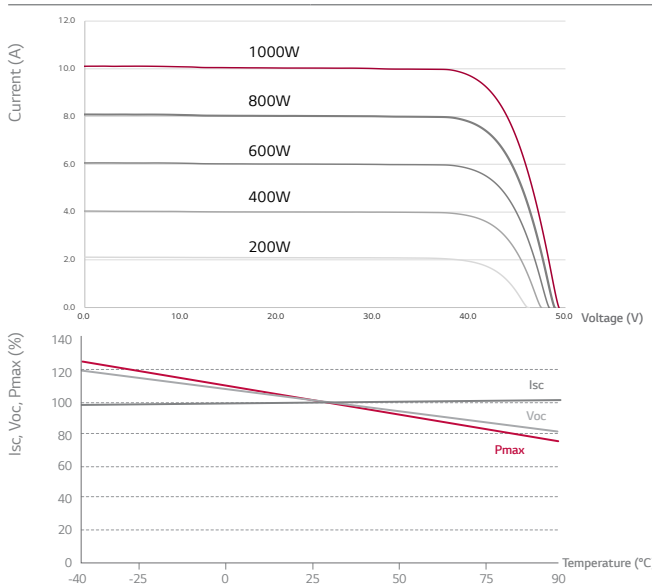
\* Please refer to the installation manual for the details

### Electrical Properties (NOCT\*)

Model	LG400N2T-A5	
Maximum Power (Pmax)	[W]	296
MPP Voltage (Vmpp)	[V]	38.4
MPP Current (Impp)	[A]	7.71
Open Circuit Voltage (Voc)	[V]	46.5
Short Circuit Current (Isc)	[A]	8.21

\* NOCT (Nominal Operating Cell Temperature): Irradiance 800 W/m<sup>2</sup>, ambient temperature 20 °C, wind speed 1 m/s

### Characteristic Curves



### Certifications and Warranty

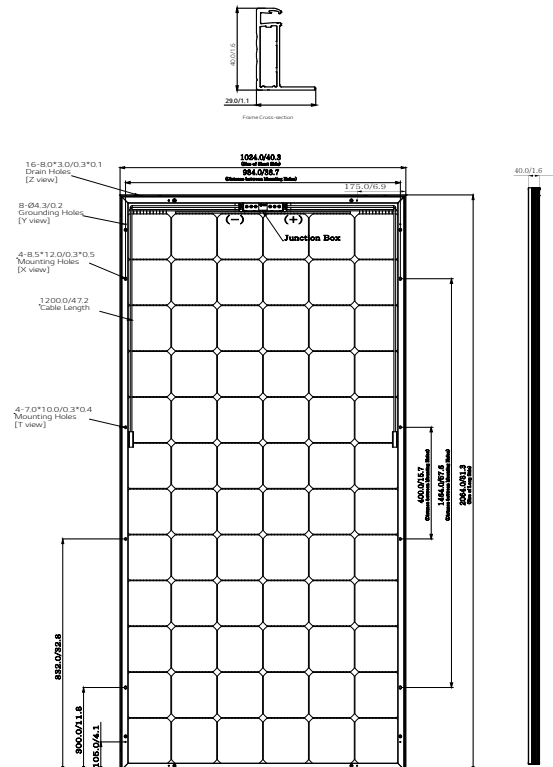
Certifications	UL 1703
	IEC 61215, IEC 61730-1/-2
	IEC 61701 (Salt mist corrosion test)
	IEC 62716 (Ammonia corrosion test)
	ISO 9001
Module Fire Performance	Type 1 (UL 1703)
Fire Resistance Class	Class C (ULC/ORD C1703, IEC 61730)
Product Warranty	25 Years
Output Warranty of Pmax	Linear Warranty*

\* 1) 1st year: 98%, 2) After 1st year: 0.5% annual degradation, 3) 86% for 25 years

### Temperature Characteristics

NOCT	[ °C ]	45 ± 3
Pmax	[%/°C]	-0.36
Voc	[%/°C]	-0.27
Isc	[%/°C]	0.03

### Dimensions (mm / inch)



\* The distance between the center of the mounting/grounding holes.



LG Electronics Inc.  
 Energy Business Division  
 LG Twin Towers, 128 Yeoui-daero, Yeongdeungpo-gu, Seoul  
 07336, Korea  
[www.lg-solar.com](http://www.lg-solar.com)

Product specifications are subject to change without notice.  
 DS-T5-72-W-G-P-EN-90328

© 2019 LG Electronics. All rights reserved.

