

powered by

Q.ANTUM DUO

Q.PEAK DUO BLK-G6+ / TS

330-345

ENDURING HIGH
PERFORMANCE



Q.ANTUM TECHNOLOGY: LOW LEVELIZED COST OF ELECTRICITY

Higher yield per surface area, lower BOS costs, higher power classes, and an efficiency rate of up to 19.5%.



INNOVATIVE ALL-WEATHER TECHNOLOGY

Optimal yields, whatever the weather with excellent low-light and temperature behavior.



ENDURING HIGH PERFORMANCE

Long-term yield security with Anti LID and Anti PID Technology¹, Hot-Spot Protect and Traceable Quality Tra.Q™.



ZEP COMPATIBLE™ FRAME DESIGN

High-tech black Zep Compatible™ frame, for improved aesthetics, easy installation and increased safety.



A RELIABLE INVESTMENT

Inclusive 25-year product warranty and 25-year linear performance warranty².



STATE OF THE ART MODULE TECHNOLOGY

Q.ANTUM DUO combines cutting edge cell separation and innovative wiring with Q.ANTUM Technology.

¹ APT test conditions according to IEC/TS 62804-1:2015, method B (-1500V, 168h)

² See data sheet on rear for further information

THE IDEAL SOLUTION FOR:



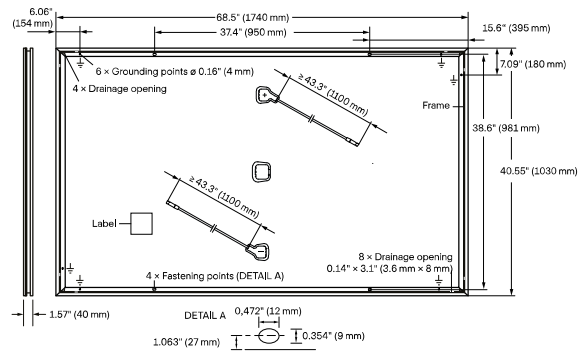
Rooftop arrays on commercial and industrial buildings

Engineered in Germany

Q CELLS

MECHANICAL SPECIFICATION

Format	68.5 × 40.6 × 1.57 in (including frame) (1740 × 1030 × 40 mm)
Weight	47.4 lbs (21.5 kg)
Front Cover	0.13 in (3.2 mm) thermally pre-stressed glass with anti-reflection technology
Back Cover	Composite film
Frame	Black anodized aluminum
Cell	6 × 20 monocrystalline Q.ANTUM solar half cells
Junction Box	2.09–3.98 × 1.26–2.36 × 0.59–0.71 in (53–101 × 32–60 × 15–18 mm), Protection class IP67, with bypass diodes
Cable	4 mm ² Solar cable; (+) ≥ 43.3 in (1100 mm), (–) ≥ 43.3 in (1100 mm)
Connector	Stäubli MC4; IP68

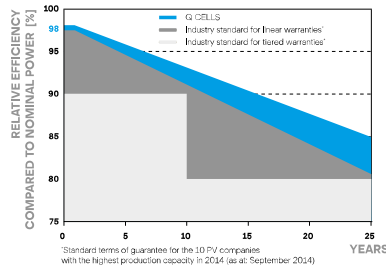


ELECTRICAL CHARACTERISTICS

POWER CLASS			330	335	340	345
MINIMUM PERFORMANCE AT STANDARD TEST CONDITIONS, STC ¹ (POWER TOLERANCE +5 W / -0 W)						
Minimum	Power at MPP ¹	P _{MPP} [W]	330	335	340	345
	Short Circuit Current ¹	I _{SC} [A]	10.41	10.47	10.52	10.58
	Open Circuit Voltage ¹	V _{OC} [V]	40.15	40.41	40.66	40.92
	Current at MPP	I _{MPP} [A]	9.91	9.97	10.02	10.07
	Voltage at MPP	V _{MPP} [V]	33.29	33.62	33.94	34.25
	Efficiency ¹	η [%]	≥ 18.4	≥ 18.7	≥ 19.0	≥ 19.3
MINIMUM PERFORMANCE AT NORMAL OPERATING CONDITIONS, NMOT ²						
Minimum	Power at MPP	P _{MPP} [W]	247.0	250.7	254.5	258.2
	Short Circuit Current	I _{SC} [A]	8.39	8.43	8.48	8.52
	Open Circuit Voltage	V _{OC} [V]	37.86	38.10	38.34	38.59
	Current at MPP	I _{MPP} [A]	7.80	7.84	7.89	7.93
	Voltage at MPP	V _{MPP} [V]	31.66	31.97	32.27	32.57

¹Measurement tolerances P_{MPP} ± 3%; I_{SC}; V_{OC} ± 5% at STC: 1000 W/m², 25 ± 2°C, AM 1.5 according to IEC 60904-3 • • 800 W/m², NMOT, spectrum AM 1.5

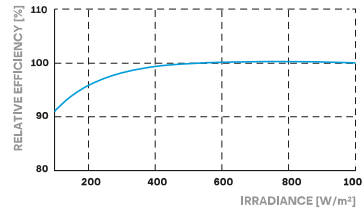
Q CELLS PERFORMANCE WARRANTY



At least 98% of nominal power during first year. Thereafter max. 0.54% degradation per year. At least 93.1% of nominal power up to 10 years. At least 85% of nominal power up to 25 years.

All data within measurement tolerances. Full warranties in accordance with the warranty terms of the Q CELLS sales organization of your respective country.

PERFORMANCE AT LOW IRRADIANCE



Typical module performance under low irradiance conditions in comparison to STC conditions (25°C, 1000 W/m²)

TEMPERATURE COEFFICIENTS

Temperature Coefficient of I _{SC}	α [%/K]	+0.04	Temperature Coefficient of V _{OC}	β [%/K]	-0.27
Temperature Coefficient of P _{MPP}	γ [%/K]	-0.36	Nominal Module Operating Temperature	NMOT [°F]	109 ± 5.4 (43 ± 3°C)

PROPERTIES FOR SYSTEM DESIGN

Maximum System Voltage V _{sys}	[V]	1000 (IEC)/1000 (UL)	PV module classification	Class II
Maximum Series Fuse Rating	[A DC]	20	Fire Rating based on ANSI / UL 61730	TYPE 2
Max. Design Load, Push / Pull (UL) ³	[lbs / ft ²]	50 (2400 Pa) / 50 (2400 Pa) 75 (3600 Pa) / 33 (1600 Pa)	Permitted Module Temperature on Continuous Duty	-40°F up to +185°F (-40°C up to +85°C)
Max. Test Load, Push / Pull (UL) ³	[lbs / ft ²]	75 (3600 Pa) / 75 (3600 Pa) 113 (5400 Pa) / 50 (2400 Pa)	³ Depending on installation type, see Installation Manual.	

QUALIFICATIONS AND CERTIFICATES

UL 61730, CE-compliant,
IEC 61215:2016,
IEC 61730:2016,
U.S. Patent No. 9,893,215
(solar cells)



PACKAGING INFORMATION



Horizontal packaging	70.1 in 1780 mm	42.5 in 1080 mm	47.9 in 1216 mm	1314 lbs 596 kg	28 pallets	26 pallets	26 modules
----------------------	--------------------	--------------------	--------------------	--------------------	------------	------------	------------

Note: Installation instructions must be followed. See the installation and operating manual or contact our technical service department for further information on approved installation and use of this product.

Hanwha Q CELLS America Inc.

400 Spectrum Center Drive, Suite 1400, Irvine, CA 92618, USA | TEL +1 949 748 59 96 | EMAIL inquiry@us.q-cells.com | WEB www.q-cells.us